

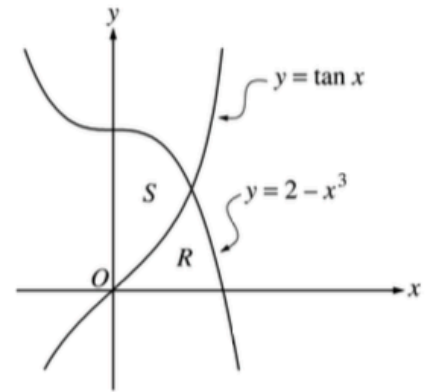
8.3 AP Questions

AP[®] CALCULUS AB 2001 SCORING GUIDELINES

Question 1

Let R and S be the regions in the first quadrant shown in the figure above. The region R is bounded by the x -axis and the graphs of $y = 2 - x^3$ and $y = \tan x$. The region S is bounded by the y -axis and the graphs of $y = 2 - x^3$ and $y = \tan x$.

- Find the area of R .
- Find the area of S .
- Find the volume of the solid generated when S is revolved about the x -axis.



AP[®] CALCULUS AB 2002 SCORING GUIDELINES

Question 1

Let f and g be the functions given by $f(x) = e^x$ and $g(x) = \ln x$.

- (a) Find the area of the region enclosed by the graphs of f and g between $x = \frac{1}{2}$ and $x = 1$.
- (b) Find the volume of the solid generated when the region enclosed by the graphs of f and g between $x = \frac{1}{2}$ and $x = 1$ is revolved about the line $y = 4$.
- (c) Let h be the function given by $h(x) = f(x) - g(x)$. Find the absolute minimum value of $h(x)$ on the closed interval $\frac{1}{2} \leq x \leq 1$, and find the absolute maximum value of $h(x)$ on the closed interval $\frac{1}{2} \leq x \leq 1$. Show the analysis that leads to your answers.

AP[®] CALCULUS AB
2007 SCORING GUIDELINES

Question 1

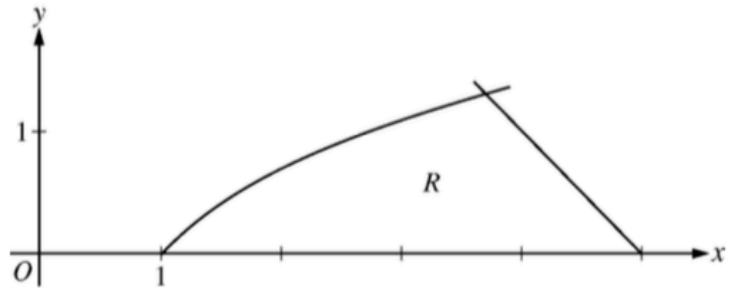
Let R be the region in the first and second quadrants bounded above by the graph of $y = \frac{20}{1+x^2}$ and below by the horizontal line $y = 2$.

- (a) Find the area of R .
- (b) Find the volume of the solid generated when R is rotated about the x -axis.
- (c) The region R is the base of a solid. For this solid, the cross sections perpendicular to the x -axis are semicircles. Find the volume of this solid.

AP[®] CALCULUS AB
2012 SCORING GUIDELINES

Question 2

Let R be the region in the first quadrant bounded by the x -axis and the graphs of $y = \ln x$ and $y = 5 - x$, as shown in the figure above.

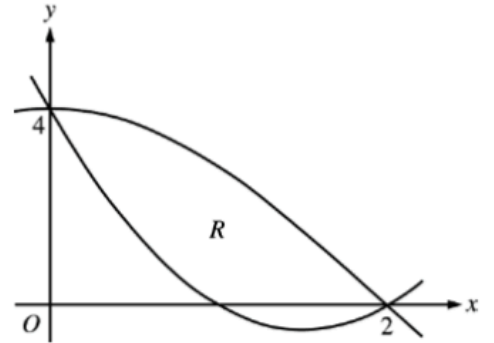


- (a) Find the area of R .
- (b) Region R is the base of a solid. For the solid, each cross section perpendicular to the x -axis is a square. Write, but do not evaluate, an expression involving one or more integrals that gives the volume of the solid.
- (c) The horizontal line $y = k$ divides R into two regions of equal area. Write, but do not solve, an equation involving one or more integrals whose solution gives the value of k .

AP[®] CALCULUS AB
2013 SCORING GUIDELINES

Question 5

Let $f(x) = 2x^2 - 6x + 4$ and $g(x) = 4\cos\left(\frac{1}{4}\pi x\right)$. Let R be the region bounded by the graphs of f and g , as shown in the figure above.



- (a) Find the area of R .
- (b) Write, but do not evaluate, an integral expression that gives the volume of the solid generated when R is rotated about the horizontal line $y = 4$.
- (c) The region R is the base of a solid. For this solid, each cross section perpendicular to the x -axis is a square. Write, but do not evaluate, an integral expression that gives the volume of the solid.